

HOW
— TO —
SPEAK
ENGLISH
FLUENTLY

HANIF NURCHOLISH ADIANTIKA
HALIM PURNOMO

HOW TO SPEAK ENGLISH FLUENTLY

Hanif Nurcholish Adiantika, M. Pd.
Dr. Halim Purnomo, M. Pd.I.



Penerbit K-Media
Yogyakarta, 2018

HOW TO SPEAK ENGLISH FLUENTLY

iv + 36 hlm.; 18 x 25 cm

ISBN: 978-602-451-277-4

Penulis : Hanif Nurcholish Adiantika & Halim Purnomo

Tata Letak : Nur Huda A

Desain Sampul : Uki

Cetakan : Oktober 2018

Copyright © 2018 by Penerbit K-Media
All rights reserved

Hak Cipta dilindungi Undang-Undang No 19 Tahun 2002.

Dilarang memperbanyak atau memindahkan sebagian atau seluruh isi buku ini dalam bentuk apapun, baik secara elektrik maupun mekanis, termasuk memfotocopy, merekam atau dengan sistem penyimpanan lainnya, tanpa izin tertulis dari Penulis dan Penerbit.

Isi di luar tanggung jawab percetakan

Penerbit K-Media
Anggota IKAPI No.106/DIY/2018
Banguntapan - Bantul - Yogyakarta
e-mail: kmedia.cv@gmail.com

PREFACE

With all the praise and thanks to Allah SWT, our God Almighty, who has given tremendous blessing and gracious mercy so that a book entitled “**How to Speak English Fluently**” can be entirely conducted. This book is conducted to be useful for students who are interested to improve their English skills in particular speaking skill.

We are fully aware that this book is far from being perfect. Therefore, we need criticism along with the constructive suggestions to make it better even much better in the future.

We hope this book would be beneficial for those who are interested to improve their speaking ability as one of the fundamental elements for communication either in formal context or informal context. Good luck and hope Allah bless you as always. Amin.

TABLE OF CONTENTS

PREFACE.....	iii
TABLE OF CONTENTS	iv
UNIT 1 TWENTY VOWEL PHONEMES.....	1
UNIT 2 OW TO START THE CONVERSATION	5
UNIT 3 PARTING.....	10
UNIT 4 INTRODUCTION.....	13
UNIT 5 SHOPPING FOR FOOD.....	16
UNIT 6 UNDERSTANDING SUPERMARKET AD	18
UNIT 7 MASTERING SPEAKING SKILL BY USING THE VISUAL AND CASSETTE BASED ON DICTO GLOSS TECHNIQUE.....	22
REFERENCES.....	36

LEARNING OBJECTIVES

Students are able to speak English in a proper and fluent way.

Indicators:

The students are expected to:

1. Pronouncing twenty vocal phonemes.
2. Mentioning words which are appropriate with their phonemes.
3. Matching certain words with proper phonemes.
4. Mentioning their meaning.
5. Expressing some expressions of greetings.
6. Using formal and informal expressions.
7. Expressing parting words appropriately.
8. Stating country's name along with its nationality and language.
9. Completing dialogue which is contextual with the topic.
10. Introducing themselves both in formal and informal way.
11. Describing other people both in formal and informal way.

UNIT 1

TWENTY VOWEL PHONEMES

Acquiring a target language means studying its elements, which consist of phonemes, morphemes, syntax and lexicon. Phonemes refer to words, syntax refers to grammar and structure and lexicon refers to meaning.

In this section, we will study the 20 vowel phonemes, those are 5 Long vowel phonemes:

- | | |
|-----------------|---------------------------|
| [i :] | - bee, see, knee, etc. |
| [a :] | - barn, far, car, etc. |
| [ɔ :] | - born, corn, thorn, etc. |
| [u :] | - boon, soon, moon, etc. |
| [ɜ :] [ɒ :] | - burn, earn, learn, etc. |

7 Short vowel phonemes:

- | | |
|-------|----------------------------|
| [i] | - it, bit, hit, etc. |
| [ʌ] | - up, shut, cut, hut, etc. |

[ɔ]	- pot, hot, top, fox, etc.
[u]	- pet, pen red, wet, etc.
[e]	- cat, hat, black, bat, etc.
[ae]	- <u>a</u> long, <u>a</u> go, <u>a</u> way, etc.

8 Diphthongs:

[oi]	- boy, toy, coin, etc.
[ai]	- buy, guy, shy, why, etc.
[ei]	- bay, say, way, gay, ray, etc.
[ʊə]	- poor, tour, sure etc.
[iə]	- ear, hear, tear, etc.
[au]	- share, care, where, air, etc.
[ou]	- no, show, so, though, etc.
[əʊ]	- now, about, aloud etc.

Long vowels:

[i :]	- bean
[ʊ :]	- boon
[a :]	- barn
[ɔ :]	- born
[ɜ :]	- burn

Long vowels have their length considerably reduced when they occur in a syllable closed by /p, t, k, t ɳ, ɳ, s, ɳ /, e.g. in soup, seat, leak, porch, half, earth, loose, leash. This shortening of the vowel is highly significant in distinguishing a word such as seat from seed.

1.1. Exercise 1

Identify the vowels, write the appropriate symbols.

1. Seed, seat, loose, lost, halve, half, four, surge, search.
2. Pronounce these words: identify the vowels, write the symbols. Search, lark, fought, shoot, heart, hurt, pass, purse.
3. Pronounce these words: peace, bird, shoe, law, lord, and card.

1.2. Exercise 2

Short vowels: [i], [e], [ə e], [^], [>], [ʊ], [ə]

a. Please identify [i] or [e]

Bit, bet, sit, set, tin, ten.

b. Identify [^] or [>]

Cut – cot, wonder – wander, fund – fond.

c. Listen and repeat:

Bet	good	cat	bit
city	man	dog	another
Color	bad	son	accept
much	waiter		
Men	weighty		
collar	gone		

d. Listen, repeat, find out the meaning:

Feed	-	feet	-	fit
league	-	boot	-	foot
Card	-	caught	-	cot
sword	-	sort	-	soot
Purr	-	purse	-	purpose

e. Pronounce these words, write the correct symbols:

Tea	head	big	bad	dog	hurt
Bid	teeth	live	want	heard	mother
Ate	sick	heart	saw	women	tooth

1.3. Exercise 3

Match the following words with the symbols:

	A	B	C
Home	[ou]	[ə]	[>]
Cheese	[i]	[i:]	[3:]
About	[au]	[ua]	[ou]
Name	[ai]	[ae]	[ei]

Taste	[ɜ:]	[ae]	[ei]
Cow	[ɔ]	[au]	[ou]
Goes	[ɔ]	[ɔ]	[ou]
Town	[ɔ]	[au]	[ou]
Saw	[ɔ:]	[ou]	[au]
beer	[i ə]	[a]	[i:]

1.4. 1st Formative Test

I. Which words/words have symbols of “short vowel phonemes? (s)?”

1. caught - cot - cough - cut
2. saw - show - she - shore
3. sale - sell - shelf
4. code - cot - coat
5. boon - book - bus

II. Complete the example of long vowel phonemes.

[ɜ:] - burn,,,,

[u:] - moon,,,,

[ɔ:] - born,,,,

III. Read and write the symbols of the underlined words then find out the meaning of the whole sentences.

1. a). The little boy beat his sister.
b). The little boy bit his sister.
2. a). I am leaving with my brother.
b). I am living with my brother.
3. a). You ought to feel it inside.
b). You ought to fill it inside.
4. a). The water does come from the lake.
b). The water does come from the desk.
5. a). She is waving a piece of cloth.
b). She is weaving a piece of cloth.

UNIT 2

HOW TO START THE CONVERSATION

In this unit you will learn the formal and the informal greetings. Read again, and again then do the exercise.

Formal

Greetings	Response
1. Hello, Dr/Mr./Mrs. (last name)	Hello
2. Good morning, Dr/Mr./Mrs. (last name)	Good morning
3. How are you? very well.	Fine thank you, Not

Informal

1. Hi,... (first name)	Hi,.. (first name)
2. How's it going? How are you doing? How are you? Not bad Not so well	Fine Ok All right
3. What's up?	Not much
4. What's new?	Nothing special

Note: Usually when someone says = "How are you?"

They expect you to say = "fine".

Answer truthfully only to close friends if you don't feel well.

Dialogues:

Formal

- A: Hello, Dr. Stark
B: Hello, Daniel. How are you?
A: Fine, thank you. How are you?
B: Fine, thank you. By the way, how is your son working in Austria?
A: Oh, he's a little homesick
B: That's too bad.

2. A: Good morning Lucy
 B: Oh, good morning, Mr. Denzel. How are you?
 A: Not very good, I think I'm a little under the weather. I'm suffering a terrible headache.
 B: Oh, I'm sorry I hope you will be better soon.
 A: That's a kind of you. Thank you very much.

Informal

1. A: Hi, Dennis
 B: Hi, Mike, how are you this morning? A: Great. What about you?
 B: Not bad, by the way how is your wife? A: Home sick
 B: That is too bad.

2. A: Hi, Linda
 B: Hi, Judy, how are you doing?
 A: Not so good, I think I'm catching the flu
 B: That's too bad I hope you feel better soon.

(Adapted from Developing Communicative Competence 1975, Kettering, J.C. Pittsburgh).


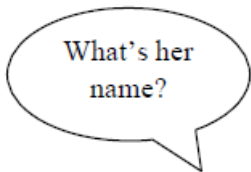
2.1. Exercise 4

Complete the following sentences!

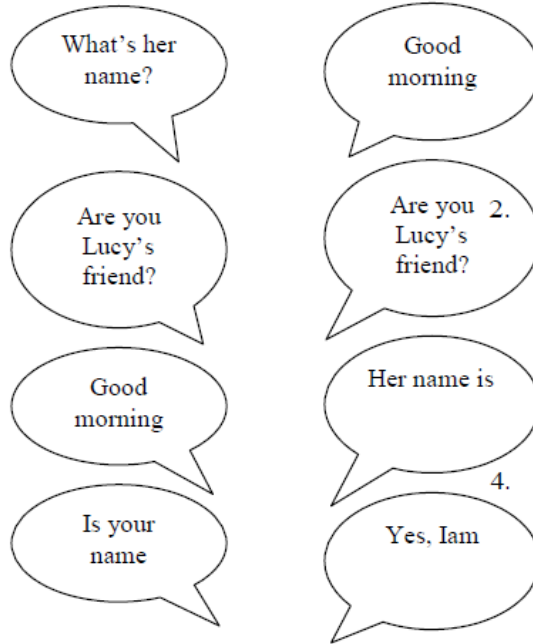
1. Dr. Silberman : Good morning, Luis how are you this morning?
 Hector :
 Dr. Silberman : Not very well, I think I am catching a cold again Hector
 :
2. Lionel : Hi, Maria, how's it going?
 Sergio :
 Lionel : O.K. Have you studied for grammar test yet?
 Sergio :

2.2. Exercise 5

Match the bubbles like this.



Then write the two sentences like this and read them.



1. What's her name? Her name is Rick.

2.3. Exercise 6

Ask questions to the following answer. e.g.

A :

B : She is home sick.

Q : How is your sister?

1. Q :

A : Oh, my grand mother is ill.

2. Q :

A : His name is Mr. William.

3. Q :

A : He comes from England.

4. Q :

A : He speaks English.

5. Q :

A : We are Indonesian.

2.4. Exercise 7

Pronounce the following sentences!

1. I am English

I am English

2. He is Spanish

He's Spanish

3. She is not

She isn't Danish

- | | |
|-------------------------------|---------------------|
| 4. We are not American | She isn't American |
| 5. It is Japanese | It's Japanese |
| 6. They are not Italian | They aren't Italian |
| 7. It is not very good | It's not very good |
| 8. They are nice | They're nice |

2.5. Your activity Task I:

- Work in pairs/ask your friends to be your partner.
- Write a dialogue based on the following "situation" and practice it with your friend.

It's 9.00 a.m. Great, Mrs. Thomas who is going to give you a test today.

Task I:

- a. Interview your friend, ask the following questions and write the answer.
1. What's your first name?
 2. What's your last name?
 3. Are you an American?
 4. What do you do? What is your job?
 5. What nationality are you?

Task II:

- b. Act out the interview or the dialogue between you and your partner, begin with greetings.
E.g. you: Good morning Sir/Madam may I interview? What is? (Etc.)

2.6. 2nd Formative Test

1. Complete the following dialogue.

A : Good morning, Dr. Green how?
G :And?
A : I how your son?
G : He thank you.

2. A : What is
B : I am an English teacher.

3. A : What?
B : Oh, I am an English teacher.
4. A :?
B : Yes, I speak Spanish a little.
5. A :?
B : I live in Shanghai.

2.7. Task IV

Write the short dialogue; Greet Mona, she has been sick for several days. Then, present your writing orally in front of the class.

UNIT 3

PARTING

3.1. Phrases and dialogues.

Phrases Formal:

1. Good bye Dr/Mr/Ms. (last name).
2. I hope to see you again sometime.

3. Have a nice

4. I really must be going.

{ Weekend Vacation Evening }

Informal :

1. Bye – So long.

2. See you

3. Have a nice

4. I've got to go.

{ Later
Tomorrow In class Weekend
vacation evening }

Dialogues Formal:

1. A : Goodbye, Prof. George.

B : Goodbye, Sean.

A : Have a nice weekend.

B : Thank you, the same to you.

2. A : I really must be leaving, thank you for the extra help on the problems and the snacks also.

B : You're welcome.

A : Good bye.

B : Good bye.

Informal:

1. A : Bye, Mark.

B : So long, Greg.

A : Have a nice weekend.

B : Thanks. You too.

- A : I've got to go. Thanks for extra help on the problems and also for the driving.
- B : Sure, any time.
- A : See you in class tomorrow. Bye. B: See you.
- (Adapted from Developing Communicative Competence 1975, Kettering, J.C. Pittsburgh).*

3.2. Exercise 7

Complete the following lines:

1. A: Goodbye, Mr. Lucky.
2. B:
A: Have a nice weekend, and I see you on Monday.
B:
3. A: Ronnie, I'd like to talk longer, but I've got to go.
4. B:
5. A:
6. B:

3.3. Your Activity:

Task I:

- In a group of four, or if it is possible, work in pairs, Please do the following instruction:
- You are leaving the university and may never come back, say goodbye to the department chairman whom don't know very well.

Task II:

- Professor Michael is helping you with an assignment and it is late, tell him goodbye and thank him for his help.

3.4. 3rd Formative Test

Answer the following questions!

1. When do you say "good night"?
2. When do you say "good evening"?
3. Which of the followings are included into formal phrases:

a) So long	c) Have a nice day
b) I really must be going	d) See you later
4. Which of the followings phrases are included into informal ones:

a) I've got to go	c) I really must be going
b) See you	d) Have a nice evening

5. Complete the following question.

- a) What? (siapa nama anda?)
- b) Where? (anda dari mana asalnya?)
- c) Have? (selamat berakhir pekan)
- d) Bob, I'd like to talk longer but (saya harus pergi)
- e) Is she? (orang Italia)

UNIT 4

INTRODUCTION

INTRODUCTORY REMARK

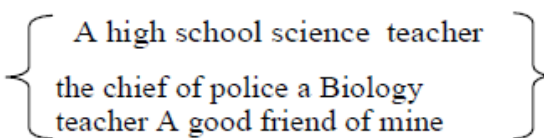
For formal introduction, the woman is usually introduced to the man. Where this rule is not applicable, the older person is introduced to the younger person, or in other cases the person with the highest rank is introduced to the lower rank. It is very common to shake hands when you are introduced. If a woman is present, she should extend her hand first.

(Summarized from Kettering, J.C. 1975 Developing Communicative Competence Pittsburgh)

Formal:

1. On meeting

- a) Dr/Mr. /Ms. (last name) or (first and last name), I would like to introduce you to Dr/Mr. /Ms. (last name) or (first and last name).
- b) Dr/Mr. /Ms. (last name) or (first and last name), I'd like you to meet Dr/Mr. /Ms. (last name) or (first and last name).

He/she is 

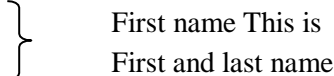
- c) Let me introduce myself.
- d) How do you do? (no answer expected)
- e) It is the pleasure to meet you.

2. Parting

- a) It was nice meeting you.
- b) I hope to see you again.
- c) Goodbye.

Informal:

1. On meeting

- a) First name 
- b) First and last name

2. Parting

- a) Nice meeting you.
- b) Bye { So long see you }

Dialogues Formal:

1. A : Mr. Johnson, I would like to you to meet Mr. Baker, he's the chairman of the board of directors. Mr. Y: How do you do?
Mr. B: It's a pleasure to meet you I've heard a lot about you.
2. A : Oh, excuse me, let me introduce myself. My name is Gregory William.
B : How do you do, Mr. William, my name is Tony Stark.
A : Please call me Greg.
B : Call me Stark.

Informal:

1. Harry : Dave, this is Tom, your roommate.
Jack : Hi, Harry, how are you doing?
Harry : Fine, Dave.
Jack : We'll have to get together sometime.
Harry : Good, nice meeting you.
Jack : Same here, so long.

Exercise 8

I. Complete the following dialogue!

1. A: Mr. Shane, I would like to meet Dr. Donovan, Associate Professor of Economics.
B: It is a pleasure to meet you.
2. A: Hi, my name's Dolores.
B: Oh my name ishow
3. A: Let me introduce myself, I am Steve.
B: Oh my name is
4. A: How?
B: How

II. 1. Please introduce yourself to Carol (write and practice!).

2. Introduce Ali, a good friend of yours to Khadafy. Tell Ali something about Khadafy.

Your activity:

Task I:

- Act out role play with your friend.
A: It's a nice party, isn't it?
B: Yes, It is.
A: By the way, I am Matias from Argentina.
B: Oh, I am Gwen from Wales.
A: How do you do Gwen?
B: How do you do?
A: Do you speak Spanish?
B: Yes, I speak Spanish a little bit.
A: Do you? That's great.

Task II:

- Practice using the following expression to start the conversation.
It is hot, isn't it? The band is fantastic, isn't it? Is this seat taken? The weather is cold, isn't it?

Task III. 4th Formative Test

1. Complete these sentences.
 - a) Sully, I'd like you to Richard.
 - b) Richard Sully.
 - c) Let me, my name
 - d) Ladies and gentlemen, allow me to Prof. Reinhardt.
 - e) Howdo?
 - f) It's you.
 - g) It's nice song, ?
 - h) Marcus, this is, he is
2. Choose the correct statement.
 - a) Excuse me, (to introduce myself, may I to introduce myself, may I introduce myself).
 - b) Mrs. Green I'd (like to introduce my friend, like you to introduce my friends, like you to meet my friend, Tom).
3. You are in Senggigi beach, Lombok, you would like to introduce yourself to one of the tourist there, please write! Then act out!

UNIT 5

SHOPPING FOR FOOD

A. 1. Dialogues.

Let's go to the store.

1. Let's go to the store on Saturday.
2. O.K. I need a lot of things.
3. Do you want to go to Seven Eleven, Safeway or Fed- Mart? Let's go to Fed-Mart. It's the cheapest.

*(Adapted from English for Adult Competency)*A.1. Exercise

Let's practice. Let's = Let us

Let's go to the store, let's go home.

1. Let's go to
2. Let's
3. Let's me
4. He will let me
5. Let's not

A.2. Exercise: Answer these questions!

1. When do you go to the store?
2. Do you go to Indo-Mart every Saturday?
3. Is there Seven – Eleven in your town?
4. Do you need a lot of things?
5. How many super markets are there in your city?
6. Have you been to traditional markets?
7. Do you see many people in the super market?
8. Why do people like going to the super market?
9. How much is a kilogram of beef?
10. How much is a kilogram of eggs?

A.3. Exercise : Complete the following sentences!

- We need a pint of
- We need a quart of
- We need a gallon of
- We need a liter of
- We need a dozen of

B. Task

Work in pairs, act out the role play. One of you should be the seller and your partner should be the customer/the buyer.

For example, complete the dialogue then act out!

A : Can I help you?

C : Certainly, I need

S : Oh, it is

C : All right. I need a can of

S : Anything else?

C : No, I do not think so. How much should I pay?

S : Fifteen dollars, please.

C : Here you are.

S : Thank you.

UNIT 6

UNDERSTANDING SUPERMARKET AD

A. Study the super market AD then answer the questions.

A SUPERMARKET AD

SUPER! SALE!

NOW IN PROGRESS!
AT THE
**GOLDEN CARROT
SUPERMART**

EXTRA LEAN
GROUND BEEF
\$ **1.39**



GOLDEN DELICIOUS
APPLES
1 lb. **29¢**

AVOCADOS ----- EA. 39¢	SNAPPY CRUNCH ----- 49¢
PEARS ----- lb. 29¢	SMILE TOOTHPASTE --- 67¢
LETTUCE ----- EA. 29¢	WHIFF DEODORANT --- 89¢
STRAWBERRIES --- lb. 49¢	BRIBE BRAND COOKIES --- 59¢
	NATHANIEL ORANGE JUICE --- 72¢

LARGE
GRADE A

EGGS

1 DOZEN

59¢

STORE HOURS:

MON-FRI.
10 to 9 P.M.

SAT+SUN.
10 to 6

USDA
GRADE A

FRYER

FRESH + PAN-READY

69¢

A.1. Exercise 12 (Vocabulary)

Find out the meaning of the following!

1. Super :
2. Sale :
3. to purchase :
4. to retail :
5. to be in progress :
6. lean beef :
7. delicious :
8. ad :
9. an aid :
10. A.I.D :

A.2. Exercise

Answer these questions!

1. What is 'Golden Carrot'?
2. Is the super market open at 8 to 7 p.m.?
3. Can you go for shopping to the golden super market on Sunday?
4. What is the English money?
5. How many eggs are there in one dozen?
6. How many kinds of fruits are sold in the Golden Super market?
7. Do you like orange juice?
8. Can you find lettuce in the super market in your city?
9. The tooth paste is used for
10. What is American money?

A.3. Exercise : Complete the following dialogue!

A : Can I help you?

B : Yes, I need some milk where is it?

A : Oh, it is in the section at the end of aisle 8.

B : you I needfrom the dairy section.

A.4. Exercise

Complete the following sentences!

- a. We need a pint of
- b. Do you need a liter of
- c. I have some
- d. I do not have any
- e. I will buy

- f. A cube of
- g. A head of
- h. A dozen of
- i. A bunch of
- j. A sack of
- k. A pound of

A.5. Exercise

Answer these questions!

- a. What are the weekday store hours?
- b. What are the weekend hours?
- c. How much is a dozen eggs?
- d. How much is each of avocado?
- e. How many ounces are there in 1 lb. (one pound)?

B. Task

Work in pairs, practice the role play. One of you should be the seller and the other one should be the buyer.

- First write the dialogue.
- Act out the dialogue!

I. 5th Formative Test Choose the best choice!

1. Super market is the traditional market.

A. higher than	B. more expensive than
C. dirtier than	D. most expensive than

2. The followings are vegetables except

A. a head of lettuce	B. cauliflower
C. carrot	D. bacon

3. These are fruits except

A. avocados	B. pears
C. grapes	D. shallots

4. Yesterday, we for

A. went-shopping	B. go-shopping
C. went- to shop	D. went-shop

5. A: Can I help you?
 B: Certainly. How?
 A. many rupiah is a jar of peanut butter?
 B. much is a jar of peanut butter?
 C. much is a cost of a jar of peanut butter?
 D. is the cost of a jar of peanut butter?
6.shop is open?
 A. who B. which C. where D. whose
7. The "Indo mart" is fast and
 A. convenience B. interested
 C. convenient D. interest
8. Run to the store bread.
 A. of B. to C. from D. for
9. Let's to the store Saturday.
 A. go-on B. to go-in C. go-in D. going-on
10. Food is at Safeway.
 A. cheap B. beautiful C. interesting D. fast

UNIT 7

MASTERING SPEAKING SKILL BY USING THE VISUAL AND CASSETTE BASED ON DICTO GLOSS TECHNIQUE

- A. Read the following text, between Mrs. Antonio and her neighbor, Mrs. Thomas from Germany. They are in Malaysia.
- Mrs. Thomas : Good morning. Mrs. Antonio, how are you?
Mrs. Antonio : I am fine thank you and you?
Mrs. Thomas : I am fine, too thank you. Mrs. Antonio, could you tell me where the nearest super market is? I need to go for shopping.
Mrs. Antonio : Oh, it's nearby. It's at the end of this street. I usually go to the super market every week.
Mrs. Thomas : Do you buy a lot of things?
Mrs. Antonio : Yes. I always buy a quart of milk, a dozen eggs, a loaf of bread. What do you need to buy, Mrs. Thomas?
Mrs. Thomas : I need to buy a pound of coffee. I need to go to the bakery section for bread. I need some rice and a dozen eggs. Where do we go for milk and butter?
Mrs. Antonio : We must go to the dairy section for milk and butter.
Mrs. Thomas : I need some lettuce and tomatoes too.
Mrs. Antonio : Well, we have to go to the produce section for lettuce and tomatoes.
Mrs. Thomas : Shall we go to the super market?
Mrs. Lee : Let's go!

A.1. Exercise 16

Answer the following questions!

1. Does Mrs. Thomas come from Indonesia?
2. Is Mrs. Antonio the neighbor of Mrs. Thomas?
3. Where does Mrs. Thomas go for shopping?
4. What does Mrs. Thomas want to buy?
5. Where does she go for bread?

A.2. Exercise 17

(Work in pairs by delivering questions and answers to your pair)

Questions:

1. Do you go to the super market every week?
2. Which store do you go to?
3. What do you always buy?
4. Do you buy milk, eggs, and coffee?
5. Do you need rice today?

A.3. Exercise

(Work in pairs, complete the following sentences)

1. A box of
2. A can of
3. A bottle of
4. A carton of
5. A jar of
6. A bunch of
7. A head of
8. A cube of
9. A can of
10. A sack of
11. What is in The Refrigerator?


A.4. Exercise

(Mention what's in the fridge)

What food items are in each location?"

- a. What food items are in the freezer?
- b. What food items are in the first shelf?
- c. What food items are in second shelf?
- d. What food items are in the third shelf?
- e. What food items are in the first door shelf?
- f. What food items are in the second door shelf?
- g. What food items are in the third door shelf?
- h. What food items are in the fourth door shelf?
- i. What is the right of the orange juice?
- j. Where is the ice cream?

WHAT'S IN THE REFRIGERATOR?



B. Dictogloss

(The students are expected to retell the text delivered by the tutors. Then, they are expected to communicate both in oral and written context).

1. Vocabulary :

Eating out – waitress – a menu order – steak – would like – black coffee – frequently – wine – bill.

2. 6th Formative Test

a. Answer these questions!

1. Do you go to the super market every week?
2. What things do you buy?
3. What are the differences between the super market and the traditional market?
4. Mention what food items are in the first door shelf of the fridge?
5. Describe the super market that you have visited (\pm sentences).

b. Complete these sentences by using the vocabularies aforementioned!

1. When we eat dinner at the restaurant, the gives us the
2. The waiter/waitress says: "May I please?"
3. We can what we want to
4. After dinner the waiter / waitress brings the
5. We are usually (=kenyang) We leave the for the waiter.

KUNCI JAWABAN LATIHAN (EXERCISE)

1.1. Exercise 1

1. seed	[si:d]	-	seat	[si:t]
loose	[lu:s]	-	lost	[l ð st]
halve	['ha:f]	-	half	['ha:f]
Four	[f ð ð]	-	fork	[f ð :k]
Surge	[s ð :dʒ]	-	search	[s ð :tʃ]
2. search	[s ð :fʃ]	-	lark	[la:k]
Fought	[f ð :t]	-	shoot	[ʃ u:t]
Heart	[ha:t]	-	hurt	[hɜ:t] or [h ð :t]
Pass	[pa:s]	-	purse	[pɜ:s] or [p ð :s]
3. peace	['pi:s]	-	bird	['bɜ:d] or [b ð :d]
Shoe	['ʃ u:]	-	law	[l ð] or [lo]
Lord	[l ð :d]	-	card	['ka:d]

1.2. Exercise 2

- a. bit [i] ; bet [e] ; sit [i] ; set [e] ; tin [i] ; ten [e]
- b. cut [^] ; cot [ð] ; wonder [^] ; fund [^] ; fond [ð]
- c.
- | | | | |
|--------|--------------|---------|---------------|
| bet | [bet] | good | ['gud] |
| city | [siti] | man | [maen] |
| colour | [k ^ l ð] | bad | [baed] |
| cat | [kaet] | bit | [bit] |
| dog | [d ð g] | another | [a'n ^ d ð] |
| Son | [s ^ n] | accept | [ð k sept] |
| Much | ['m ^ tʃ] | waiter | [wait ð] |
| Men | [men] | weighty | ['weit ð] |
| Collar | ['k ð l ð] | gone | ['g ^ n] |

d. feed	[fi:d]	feet	[fi:t]	fit	[fit]
League	[li:g]	leak	[li:k]	lick	[lik]
Food	[fu:d]	boot	[bu:t]	foot	[fu:t]
Card	[ka:d]	cart	[ka:t]	cut	[k ^ t]
Cord	[k ⊃ d]	caught	[k ⊃ t]]	cot	[k ⊃ t]
sword	[s ⊃ :d]	sort	[s ⊃ :t]	soot	[sut]
pur	['p θ :]	purse	[p θ :s]		
purpose	['p3:p θ s]				
e. tea	[ti:]	head	[hed]		
bid	[bid]	teeth	[ti:θ]		
ate	[eit]	sick	[sik]		
big	[big]	bad	[baed]		
live	[liv]	want	[w θ nt]		
heart	[ha:t]	saw	[s θ :]		
heard	[h3:d]	women	['wimin]		
Tooth	[tu: θ]	dog	[d ⊃ g]		
mother	[m θ :th θ r]	hurt	[h θ rt]		

1.3. Exercise 3

home	[au]	-	cow	[au]
cheese	[I:]	-	goes	[ou]
about	[au]	-	town	[au]
Name	[ei]	-	saw	[s ⊃ :]
Taste	[ei]	-	beer	[i θ]

KUNCI JAWABAN TES FORMATIF

1.4. Tes Formatif 1 Unit 1

- I. 1. cot - cut
2. she
3. sell
4. cot
5. bus

II. Complete the examples of long vowel

[:] burn – turn – learn – earn – bird

[u:] moon – soon – boon – room

[ɔ:] born – corn – thorn – horn

III. 1. a. beat

b. bit

(a) Anak laki-laki kecil itu memukuli saudara perempuannya.

(b) Anak laki-laki kecil itu menggigit saudara perempuannya.

2. a. leaving [li:ving]

b. living [living]

(a) Saya akan berangkat dengan saudara laki-laki saya.

(b) Saya tinggal dengan saudara laki-laki saya.

3. a. feel [fi:l]

b. fill [fill]

(a) Anda seharusnya merasakannya di bagian dalam.

(b) Anda seharusnya mengisinya di bagian dalam.

4. a. lake [leik]

b. leak [li:k]

(a) Air benar-benar berasal dari danau.

(b) Air benar-benar berasal dari yang bocor.

5. a. waving [weiving]

b. weaving [wi:ving]

(a) Dia sedang melambaikan secarik kain.

(b) Dia sedang menenun secarik kain.

Kunci Jawaban Unit 2

2.2. Exercise 4 Completing dialogues

1. Luis: I am fine, thank you. And you?

Luis: I am sorry to hear that. I hope you will get better soon.

2. Maria: Good and you?

Maria: Yes, I hope. / I can do the test.

2.3. Exercise 5

1. Are you Dian's friend? Yes, I am.

2. Good morning. Good morning.

3. Is your name John? No, it isn't. It's Jack.

2.4. Exercise 6 Questions:

1. How is your grandmother?

2. What is his name?

3. Where does he come now?

4. What language does he speak?

5. What nationality are you?

2.5. Exercise 7 (Tidak disediakan kunci) Kunci kegiatan Anda / Task

Task I:

You: Good morning Mrs. Thomas. How are you? Mrs. Thomas: Oh I am fine and you?

You: I am fine too.

Mrs. Thomas: Have you studied for the test today? You: Yes, I have.

Task 2 (tidak disediakan kunci)

Task 3 (tidak disediakan kunci)

(untuk task 2 dan task 3, anda dapat berkonsultasi dengan tutor).

—————> hubungi tutor

—————> hubungi tutor

—————>

Kunci Jawaban Tes Formatif 2

2.6. Dialogue:

1. A: How are you? G: I am fine and how are you?

A: I am fine thank you. How is your son? G: He is fine, thank you

2. A: Where are you from?

3. A: What is your job?

4. A: Do you speak Indonesian?

5. A: Where do you live?

2.7. Write the short dialogue:

You: Good morning Mona, how are you?

M : Now I am fine, I have been sick for several days You: Oh, I am sorry to hear that. I hope you will be better soon.

M : Thank you.

1. A = What's your name?
2. A = Where are you from?
3. A = What is your job?
4. A = Do you speak Indonesian?
5. A = Where do you live?

3.2. Exercise 7 (Tidak disediakan kunci)

3.3. Kunci Jawaban Kegiatan Anda Task I:

You : Good morning Mr. Mc. Knight. M: Good morning, how are you?

You : I am fine, thank you. I am leaving Australia for Indonesia tomorrow, thank you for your kind attention.

You : Thank you goodbye.

Task II:

You : Mr. Davis, thank you for your help. I am sorry for the late assignment.

Davis : It's all right. Don't worry

You : I must be going, Mr. Davis, goodbye. Davis : Goodbye.

3.4. Kunci Jawaban Tes Formatif 3

A. We say good night before going to bed.

B. We say good evening when we greet someone in the evening.

C. b. Have a nice day

c. I really must be going

D. c). See you a). I've got to go → informal

E. Complete the following questions.

- a) What is your name?
- b) Where do you come from?
- c) Have a nice weekend.
- d) but I must be going.
- e) Is he an American?

Kunci Jawaban Unit 4

4.1. Kunci Jawaban Exercise 8

1. B: How do you do Dr. Lewis.
2. B: Oh my name is Becky Hermawan. How do you do?
3. B: Oh my name is Rafa. A: How do you do?
B: How do you do?

4.2. Kunci Jawaban Exercise 8

- II.
1. You : Excuse me, let me introduce myself, I am Tini. C : Oh, my name is Carol.
You : How do you do? C: How do you do?
 2. You : Hi Mohammed, this is Ismail, my good friend. And Ismail, Mohammed is the captain of our conversation club.
You : How do you, Mohammed? Mohammed : How do you do?

4.3. Kunci Jawaban Tes Formatif 4

1. Complete these sentences.
 - a. Mary, I'd like you to meet John
 - b. John, this is Mary.
 - c. Let me introduce my self, my name is Siti.
 - d. Ladies and gentlemen, allow me to introduce Dr. Mulyana
 - e. How do you do?
 - f. It's a pleasure to meet you.
 - g. It's a nice song, isn't it?
 - h. Tuti, this is Dave, he is from Sidney, Australia.
2. a). Excuse me, may I introduce myself
b). Mrs. Green I'd like you to meet my fiend, Tom.
3. You : Excuse me, let me introduce my self, my name is Hasan.
T : Oh, my name is Jane.
You : How do you do?
T : How do you do?

Kunci Jawaban Unit 5

5.3.1.1. Exercise 4

1. To the party
2. Join them
3. Stay here
4. Go to China
5. Smoke

5.3.1.2. Exercise 10

Tidak disediakan kunci jawaban, harap hubungi tutor.

5.3.1.3. Exercise 11.

1. a pint of water
2. a quart of milk
3. a gallon of oil
4. a liter of soda water
5. a dozen of eggs

5.3.1.4. Task. Complete the dialogue.

C: I need a dozen eggs, how much is it? S: It is \$ 2

C: I need a can of soft drink, a loaf of bread a box of candies, a bottle of milk.

Kunci Jawaban Unit 6

5.3.1.5. Exercise 12

1. super = above
2. sale = special selling at low price
3. to purchase = to buy
4. to retail = to sell goods in small quantity
5. to be In progress = to last (=berlangsung)
6. lean beef = thin, of bad quality
7. delicious = nice, tasteful
8. ad = advertisement
9. an aid = help
10. A.I.D = a kind of disease

6.3. Exercise 13

Tidak disediakan kunci, Anda dapat menghubungi tutor Anda.

6.4. Exercise 14

A: in the dairy section. B: Thank you. Some cheese.

6.5. Exercise 15

1. a pint of soda water.
2. a liter of milk
3. sugar
4. coffee

5. a. a cube of sugar
- b. a head of lettuce
- c. a dozen eggs
- d. a bunch of banana
- e. a sack of rice
- f. a pound of flour

6.7. Buat dialognya (Periksakan kepada Tutor Anda, dan bermain peranlah bersama grup Anda!)

6.8. Test Formatif 5

- | | |
|------|-------|
| 1. B | 6. B |
| 2. D | 7. C |
| 3. D | 8. D |
| 4. A | 9. A |
| 5. B | 10. A |

Kunci Jawaban Unit 7

6.1.6. Exercise 16

- a. Monday - Friday
- b. Saturday – Sunday
- c. it is 59 C
- d. it is 39 C
- e. 16 oz (16 ounces)

7.1.2. Exercise 17

1. Yes I do.
2. Seven Eleven.
3. I always buy dozen eggs, a sack of rice, some sugar, some tea, etc.
4. Yes, I do.
5. No, I do not.

7.1.3. Exercise 18

1. a box of cereal
2. a can of tuna
3. a bottle of pickle
4. a carton of corn
5. a jar of mayonnaise
6. a bunch of flowers
7. a head of lettuce

- 8. a cube of sugar
- 9. a can of beer
- 10. a sack of rice

7.1.4. Exercise 19

- a. Freezer : ice, ice cream, meat.
- b. First shelf : milk, orange juice, wine.
- c. Second shelf : oranges, yoghurt, cheese.
- d. Third shelf : pineapple
- e. First door shelf : salad dressing
- f. Second door shelf : butter
- g. Third floor shelf : eggs
- h. Fourth door shelf : mustard, jam
- i. It is wine.
- j. It is in the freezer.

7.1.5. Exercise 20 Transcript: Eating Out

Sometimes the Lee family eats dinner in a restaurant. The waiter gives them a menu. In a few minutes, she comes back to take their order. She says: "May I take your order, please?" Mrs. Lee often orders fish but her husband always orders steak. The waitress asks them what they would like to drink, Mrs. Lee generally drinks black coffee. Her husband frequently drinks a glass of wine. After dinner the waitress brings them their bill. They seldom have dessert. They're too full. They always leave a tip for the waitress. They usually tip 15 % eating out is fun!

Kunci Jawaban Tes Formatif 6

- I.
 - 1. Yes, I do / No, I do not
 - 2. I buy a lot of things
 - 3. Supermarket ; clean, it has interesting building, large, nice parking area, many people, kids, etc.
Traditional market ; it is not clean, it is smaller than super market, the price is not so expensive, there are a few kids in the traditional market, the parking area is not clean.
 - 4. salad dressing, tomato ketchup.
 - 5. (Anda dapat menulis sendiri, hubungi tutor)
- II.
 - 1. Waiter / waitress – the menu
 - 2. take the order
 - 3. order - eat

4. bill
5. full, tip, fun.

GLOSSARY

Weekend	: Akhir pekan
Vacation	: Liburan
Cauliflower	: Bunga kol
A Quart	: Seperempat
A loaf of bread	: Sebungkal roti

REFERENCES

- Bowler, B and Cunningham, S. (1990). *Headway*. Oxford: Oxford University Press.
- Brown, W.H. (1994). *Teaching by Principles*. New Jersey: Prentice Hall Regents.
- Department of Education. (2003). *Kurikulum 2004*. Jakarta.
- Howard, L., Kelfner, A. and Lee, F. (1991). *English or Adult Competency*.
- Mulyana, K. (2002). *Teaching Speaking Teaching as the Productive Skill to Students of Junior High School*.



Penerbit K-Media
Banguntapan, Bantul, Yogyakarta
 kmedia.cv@gmail.com
 Penerbit K-Media
 www.kmedia.co.id

